




CORRECT USE OF FACE MASKS



Wash your hands before and after putting on a face mask.



Only touch the fastening cords and place the mask firmly on your face.



The mask must have a snug fit over the mouth, nose and cheeks to minimize air entering from the sides.



The outer surface of the used mask may be contaminated. To avoid contamination of the hands, this part of the mask should not be touched.



After carefully removing the mask it should be kept in an airtight bag or similar container (clean lunchbox). It should only be stored for a short time to avoid any mildew developing.



Homemade (DIY-) masks should ideally be washed after single use at 95°C but at least at 60°C, and subsequently completely dried. As an alternative, the mask can be ironed on a hot setting or placed in an oven at 90°C for one minute.

#WEILHRUNSWICHTIGSEID

#COVID-19

Grundlage: Gesundheitsamt
Soest

©Sonya Ceylan, Kreis Soest

